



Washington State Summary

Orchard Prairie Elementary

7626 N. Orchard Prairie Rd.
Spokane, WA 99217-9766

509-467-9517

Enrollment

(2020-21 School Year)

80



5%

English Learners

8%

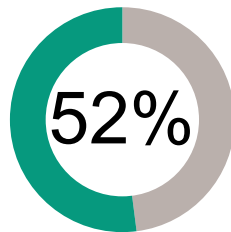
Low Income

Student Performance

How are we doing getting students to their learning goals?

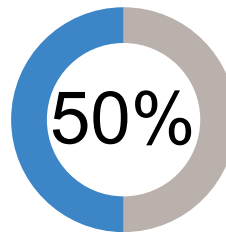


English Language Arts



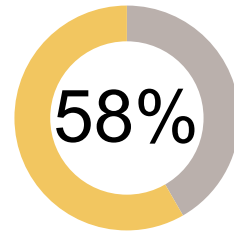
52%

Math



50%

Science



58%

Met grade level standards on state administered tests

How engaged are our students?




9th Graders on Track to Graduate



63%

Have High English Language Arts Growth



30%

Have High Math Growth

About Our Teachers and Classrooms

(2019-20 School Year)



7

Number of Teachers

71.4%

Have Master's Degree or Higher

13.5

Average Years Experience



11.0

Average Class Size

Finances

How much money do we spend on each student?

\$10,044

Staff Salary & Benefits



\$3,549

Non-Personnel Costs

All information is for the 2018-19 school year, unless otherwise noted. To see more from the Washington State Report Card, visit WashingtonStateReportCard.OSPI.k12.wa.us/ReportCard/ViewSchoolOrDistrict/102749
If you have questions or comments, contact ReportCardRedesign@k12.wa.us

